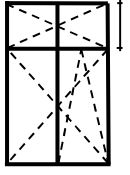
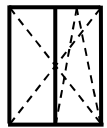
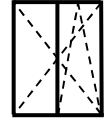
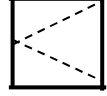
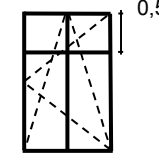
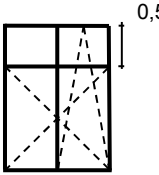
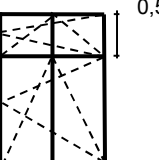
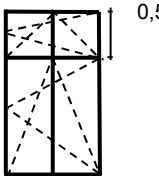


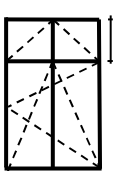
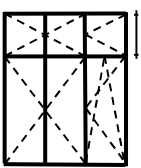
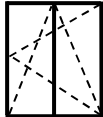
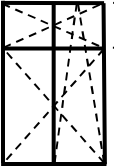
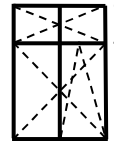
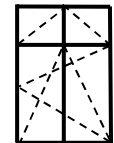
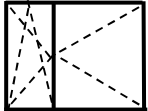


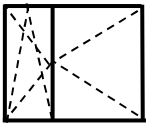
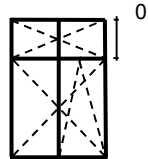
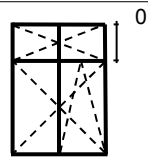
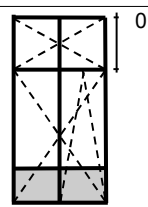
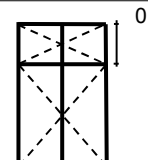
WYKAZ STOLARKI ADM – 1

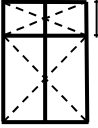

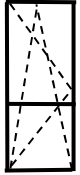


Lp.	ADRES pomieszczenie		Schemat	Wymiary		Powierzchnia okna (m ²)	ILOŚĆ (szt.)	Powierzchnia łącznie okien (m ²)	Nawiewnik (szt.)	Parapet wewn. (szt.)	CENA BRUTTO
				S	H						
				(m)							
1	Al. Powst. Wlkp.	9/9	2,27			1					
	kuchnia		 0,72	1,16	1,96	2,27	1	2,27	1	1	
2	Al. Poznańska	151/2	5,67			4					
	pokój			1,03	1,60	1,65	2	3,30	2	2	
	kuchnia			0,95	1,45	1,38	1	1,38	1	1	
	weranda			1,00	1,00	1,00	1	1,00	1	1	
3	Browarna	17/8	4,93			4					

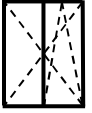

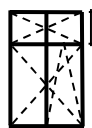
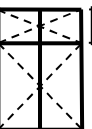

	kuchnia, pokój			0,50	0,80	1,45	1,16	3	3,48	3	3	
	pokój			0,50	1,00	1,45	1,45	1	1,45	1	1	
4	Browarna	26/2	4,58	3								
				0,55	0,98	1,62	1,59	1	1,59	1	1	
				0,55	0,90	1,66	1,49	2	2,99	2	2	
5	Bydgoska	64/7	0,84	2								
					0,40	0,90	0,36	1	0,36	1	1	



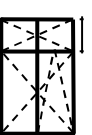
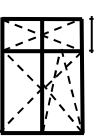
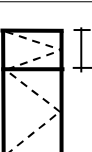
				0,40	1,20	0,48	1	0,48	1	1	
6	Bydgoska	71/6	1,85	1							
				1,00	1,85	1,85	1	1,85	1	1	
7	Kwiatowa	6/6	2,60	1							
				1,40	1,86	2,60	1	2,60	1	1	
8	Ludowa	12/5	1,03	1							
				0,90	1,14	1,03	1	1,03	1	1	
9	Ludowa	21A/3	7,06	3							






				0,70	1,10	2,14	2,35	3	7,06	3	3	
10	Ludowa	21/7	9,54				5					
				0,60	1,06	1,80	1,91	5	9,54	5	5	
11	Ludowa	25/1A	1,87				1					
				0,55	1,05	1,78	1,87	1	1,87	1	1	
12	Malczewskiego	4/47-48	2,76				1					
					2,00	1,38	2,76	1	2,76	1	1	
13	Malczewskiego	4/68-69	2,76				1					






				2,00	1,38	2,76	1	2,76	1	1		
14	Pl. Konstytucji 3 Maja	2A/4	7,81	4								
				0,60 1,08	1,78	1,92	1	1,92	1	1		
				0,60 1,02	1,66	1,69	2	3,39	2	2		
	balkonowe			0,60 1,02	2,45	2,50	1	2,50	1	0		
15	Pl. Konstytucji 3 Maja	5	3,67	2								
	klatka schodowa			0,60 1,04	1,93	1,85	1	1,85	1	1		

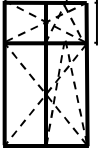
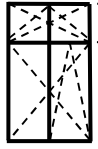
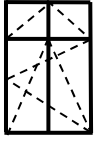


	klatka schodowa			0,60	1,04	1,75	1,82	1	1,82	1	1	
16	Pl. Konstytucji 3 Maja	14/4	7,87				4					
					1,46	1,46	2,13	2	4,26	2	2	
	balkonowe				0,70	2,25	1,58	1	1,58	1	0	
					1,40	1,45	2,03	1	2,03	1	1	
17	Pl. Konstytucji 3 Maja	15/3	0,48				1					
					1,00	0,48	0,48	1	0,48	1	1	
18	Roosevelta	44/15	5,92				4					

p.pokój		0,96	1,20	1,15	1	1,15	1	1	
piwnica		1,04	0,50	0,52	1	0,52	1	1	
kuchnia		0,52 1,15	1,58	1,82	1	1,82	1	1	
		0,63 1,35	1,80	2,43	1	2,43	1	1	
19 Roosevelta	45/11	0,93		2					
pokój I		0,63	1,07	0,67	1	0,67	1	1	






	łazienka (otwierane do góry)			0,45	0,56	0,25	1	0,25	1	1	
20	Roosevelta	45A/15	0,58	1							
	piwnica			0,64	0,90	0,58	1	0,58	1	1	
21	Roosevelta	45B/23	5,31	3							
				1,05	1,73	1,82	1	1,82	1	1	
				1,25	1,77	2,21	1	2,21	1	1	
				0,73	1,75	1,28	1	1,28	1	1	
22	Śniadeckich	1/5	1,41	1							

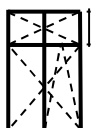
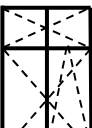
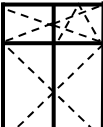


	pokój II			1,14	1,24	1,41	1	1,41	1	1		
23	Śniadeckich	2/5	0,66	2								
	piwnica			0,73	0,45	0,33	2	0,66	2	2		
24	Śniadeckich	4/6	0,50	1								
	piwnica			0,80	0,62	0,50	1	0,50	1	1		
25	Towarowa	6A/1	12,77	6								
	spizarnia			0,55	0,55	0,30	1	0,30	1	1		
	kuchnia			1,16	2,15	2,49	1	2,49	1	1		



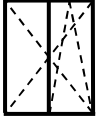
	pokój I			1,16	2,00	2,32	1	2,32	1	1		
	pokój II, pokój III	2+1 szt.		1,16	2,20	2,55	3	7,66	3	3		
26	Towarowa	14/1	0,42	1								
	piwnica			0,58	0,73	0,42	1	0,42	1	1		
27	Towarowa	14/3	0,42	1								
	piwnica			0,58	0,73	0,42	1	0,42	1	1		
28	Towarowa	14/5	0,42	1								
	piwnica			0,58	0,73	0,42	1	0,42	1	1		

29	Walki Młodych	56/3	4,17	2							
				0,64	1,12	1,86	2,08	2	4,17	2	2
30	Walki Młodych	72/6	4,18	2							
				0,63	1,10	1,90	2,09	2	4,18	2	2
31	Wawelska	4/4A	5,08	4							
				0,95	1,88	1,79	2	3,57	2	2	
				0,40	1,88	0,75	1	0,75	1	1	
				0,40	1,88	0,75	1	0,75	1	1	
32	Witosa	1/11	5,46	2							

balkonowe

				0,50	1,20	2,51	3,01	1	3,01	1	0	
				0,50	1,39	1,76	2,45	1	2,45	1	1	
33	Witosa	7/9	5,24		3							
				0,60	1,06	1,94	2,06	1	2,06	1	1	
				0,60	1,54	1,95	3,00	1	3,00	1	1	
					0,40	0,45	0,18	1	0,18	1	1	
34	Witosa	9/6	6,14		3							

				0,80	1,05	1,95	2,05	3	6,14	3	3	
35	1-go Maja	4/4	2,71	1								
	kuchnia			0,70	1,22	2,22	2,71	1	2,71	1	1	
36	1-go Maja	4/6	2,73	1								
				1,30	2,10	2,73	1	2,73	1	1		
37	11-go Listopada	7/4	2,85	1								
	balkonowe			0,65	1,00	2,85	2,85	1	2,85	1	0	
38	11-go Listopada	10/11	0,18	1								
	piwnica			0,45	0,40	0,18	1	0,18	1	1		
39	11-go Listopada	39/13	1,49	1								

kuchnia				0,60	1,05	1,42	1,49	1	1,49	1	1	
40	14-go Lutego	16/8	0,30	1								
				0,60	0,50	0,30	1	0,30	1	1		
41	14-go Lutego	3/13	2,10	1								
				1,40	1,50	2,10	1	2,10	1	1		